

FY 2016 PHYSICAL REPORT OF OPERATIONS

Department
Agency
Operating Unit
Organization Code (UACS)


Department of Health
Regional Office (MIMAROPA)

Particulars	UACS Code	TARGET					ACCOMPLISHMENT					Variance	Remarks
		1st	2nd	3rd	4th	TOTAL	1st	2nd	3rd	4th	TOTAL		
1	2	3	4	5	6	7=(3+4+5+6)	8	9	10	11	12 = (8+9+10+11)	13 = (7-12)	14
PART A													
I. Operations													
MFO 2: Technical Support Services													
TRAINING SUPPORT													
No. of Human Resources for Health from LGUs and other Partners Trained		325	695	320	90	1430	301	681	330		1312	118	
No. of trainings conducted		13	10	8	2	33	12	11	8		31	2	
Average % of course participants that rate training as good or better		86%	86%	86%	86%	86%	84%	86%	88%		86%	0%	
% of requests for training support that are acted upon within one week of request		87%	87%	87%	87%	87%	84%	87%	85%		85%	2%	
DISEASE PREVENTION													
No. of Commodities and services provided to LGUs													
Vaccines/Medicines		254,437	1,400	1,610		257,447	50,201	189,096	5,310		244,607	12,840	
Doctors Hours		12,576	12,576	12,576	12,576	50,304	12,576	12,576	12,576		37,728	12,576	

Particulars	UACS Code	TARGET					ACCOMPLISHMENT					Variance	Remarks
		1st	2nd	3rd	4th	TOTAL	1st	2nd	3rd	4th	TOTAL		
1	2	3	4	5	6	7=(3+4+5+6)	8	9	10	11	12 = (8+9+10+11)	13 = (7-12)	14
Nurses Hours		304,444	304,444	304,444	304,444	1,217,776	304,444	304,444	304,444		913,332	304,444	
Midwives Hours		73,884	73,884	73,884	73,884	295,536	73,884	73,884	73,884		221,652	73,884	
MedTech Hours		6,812	6,812	6,812	6,812	27,248	3,144	3,144	3,144		9,432	17,816	Limited applicants
PHA Hours		13,624	13,624	13,624	13,624	54,496	13,624	13,624	13,624		40,872	13,624	
Dentist Hours		10,480	10,480	10,480	10,480	41,920	5,764	5,764	5,764		17,292	24,628	Limited applicants
% of stakeholders who rate the commodity supply services as good or better		87%	87%	87%	87%	87%	82%	84%	88%		85%	2%	
% of requests for commodities and human resources met in full within 48 hours		86%	86%	86%	86%	86%	84%	85%	84%		84%	2%	
MFO 4: Health Regulation Services													
<u>LICENSING/REGULATION/ACCREDITATION</u>													
No. of permits, licenses, and accreditation issued for health products/ establishments/facilities/ devices and technology		208	75	59	34	376	155	66	86		307	69	
% of authorized entities with detected violations of licenses or accreditation conditions		1%	1%	1%	1%	1%	0%	0%	0%		0%	0	No violations issued/detected
% of application of permits, licenses or accreditation acted upon within 3 weeks of application		94%	94%	94%	94%	94%	90%	95%	93%		93%	1%	

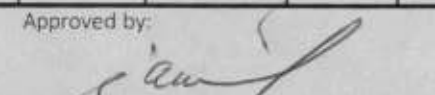
Particulars	UACS Code	TARGET					ACCOMPLISHMENT					Variance	Remarks
		1st	2nd	3rd	4th	TOTAL	1st	2nd	3rd	4th	TOTAL		
1	2	3	4	5	6	7=(3+4+5+6)	8	9	10	11	12 = (8+9+10+11)	13 = (7-12)	14
MONITORING													
No. of inspections of regulated products and entities		114	111	74	34	333	23	112	58		193	140	
% of submitted reports that resulted in the issuance of notice of violations and penalties imposed		1%	1%	1%	1	26%	0%	0%	0%		0%	0	No violations issued/detected
% of entities which have been monitored at least once a year		20%	20%	20%	20%	80%	20%	35%	15%		70%	10%	
ENFORCEMENT													
No. of reported violations and complaints acted upon		1	1	1	1	4	0	1	0		1	3	
% of cases resolved		58%	58%	58%	58%	58%	0%	100%	0%		33%	25%	
% of stakeholders who view DOH enforcement as satisfactory or better		89%	89%	89%	89%	89%	87%	89%	88%		88%	1%	
No. of cases acted upon within 30 days		1	1	1	1	4	0	1	0		1	3	No cases filed but subject to arbitration

Prepared By:


 LESTER A. ANONUEVO
 Planning Officer III

Date: October 7, 2016

Approved by:


 EDUARDO C. JANAIRÓ, MD, MPH, CESO III
 Director IV

Date: October 7, 2016



Republic of the Philippines
DEPARTMENT OF HEALTH
REGIONAL HEALTH OFFICE IV-B (MIMAROPA)
OFFICE OF THE REGIONAL DIRECTOR



October 7, 2016

LILIBETH C. DAVID, MPH, MPM, CESO III
Undersecretary,
Office for Policy and Health Systems
Department of Health
San Lazaro Compound, Tayuman, Sta. Cruz, Manila


Dear Undersecretary David,

Greetings!

We are submitting the 3rd Quarterly Physical Accomplishment Report of Operation for your reference.

Thank you very much.

Very truly yours,


EDUARDO C. JANAIRO, MD, MPH, CESO III
Director IV
ph

"Kalusugan sa mga Isla, Kaysamanan ng MIMAROPA"

FY 2016 PHYSICAL REPORT OF OPERATIONS

Department
Agency
Operating Unit
Organization Code (UACS)

Department of Health
Regional Office (MIMAROPA)

Particulars	UACS Code	TARGET					ACCOMPLISHMENT					Variance	Remarks
		1st	2nd	3rd	4th	TOTAL	1st	2nd	3rd	4th	TOTAL		
1	2	3	4	5	6	7=(3+4+5+6)	8	9	10	11	12 = (8+9+10+11)	13 = (7-12)	14
PART A													
I. Operations													
MFO 2: Technical Support Services													
TRAINING SUPPORT													
No. of Human Resources for Health from LGUs and other Partners Trained		325	695	320	90	1430	301	681	330		1312	118	
No. of trainings conducted		13	10	8	2	33	12	11	8		31	2	
Average % of course participants that rate training as good or better		86%	86%	86%	86%	86%	84%	86%	88%		86%	0%	
% of requests for training support that are acted upon within one week of request		87%	87%	87%	87%	87%	84%	87%	85%		85%	2%	
DISEASE PREVENTION													
No. of Commodities and services provided to LGUs:													
Vaccines/Medicines		254,437	1,400	1,610		257,447	50,201	189,096	5,310		244,607	12,840	
Doctors Hours		12,576	12,576	12,576	12,576	50,304	12,576	12,576	12,576		37,728	12,576	

Particulars	UACS Code	TARGET					ACCOMPLISHMENT					Variance	Remarks
		1st	2nd	3rd	4th	TOTAL	1st	2nd	3rd	4th	TOTAL		
1	2	3	4	5	6	7=(3+4+5+6)	8	9	10	11	12 = (8+9+10+11)	13 = (7-12)	14
Nurses Hours		304,444	304,444	304,444	304,444	1,217,776	304,444	304,444	304,444		913,332	304,444	
Midwives Hours		73,884	73,884	73,884	73,884	295,536	73,884	73,884	73,884		221,652	73,884	
MedTech Hours		6,812	6,812	6,812	6,812	27,248	3,144	3,144	3,144		9,432	17,816	Limited applicants
PHA Hours		13,624	13,624	13,624	13,624	54,496	13,624	13,624	13,624		40,872	13,624	
Dentist Hours		10,480	10,480	10,480	10,480	41,920	5,764	5,764	5,764		17,292	24,628	Limited applicants
% of stakeholders who rate the commodity supply services as good or better		87%	87%	87%	87%	87%	82%	84%	88%		85%	2%	
% of requests for commodities and human resources met in full within 48 hours		86%	86%	86%	86%	86%	84%	85%	84%		84%	2%	
MFO 4: Health Regulation Services													
<u>LICENSING/REGULATION/ACCREDITATION</u>													
No. of permits, licenses, and accreditation issued for health products/ establishments/facilities/ devices and technology		208	75	59	34	376	155	66	86		307	69	
% of authorized entities with detected violations of licenses or accreditation conditions		1%	1%	1%	1%	1%	0%	0%	0%		0%	0	No violations issued/detected
% of application of permits, licenses or accreditation acted upon within 3 weeks of application		94%	94%	94%	94%	94%	90%	95%	93%		93%	1%	

Particulars	UACS Code	TARGET					ACCOMPLISHMENT					Variance	Remarks
		1st	2nd	3rd	4th	TOTAL	1st	2nd	3rd	4th	TOTAL		
1	2	3	4	5	6	7=(3+4+5+6)	8	9	10	11	12 = (8+9+10+11)	13 = (7-12)	14
MONITORING													
No. of inspections of regulated products and entities		114	111	74	34	333	23	112	58		193	140	
% of submitted reports that resulted in the issuance of notice of violations and penalties imposed		1%	1%	1%	1	26%	0%	0%	0%		0%	0	No violations issued/detected
% of entities which have been monitored at least once a year		20%	20%	20%	20%	80%	20%	35%	15%		70%	10%	
ENFORCEMENT													
No. of reported violations and complaints acted upon		1	1	1	1	4	0	1	0		1	3	
% of cases resolved		58%	58%	58%	58%	58%	0%	100%	0%		33%	25%	
% of stakeholders who view DOH enforcement as satisfactory or better		89%	89%	89%	89%	89%	87%	89%	88%		88%	1%	
No. of cases acted upon within 30 days		1	1	1	1	4	0	1	0		1	3	No cases filed but subject to arbitration

Prepared By:

Approved by:

LESTER A. AÑONUEVO

Planning Officer III

Date: October 7, 2016

EDUARDO C. JANAIRÓ, MD, MPH, CESCO III

Director IV

Date: October 7, 2016



Republic of the Philippines
DEPARTMENT OF HEALTH
REGIONAL HEALTH OFFICE IV-B (MIMAROPA)
OFFICE OF THE REGIONAL DIRECTOR



October 7, 2016

NESTOR F. SANTIAGO, JR., MD, MPH, CHES, CESO III
Assistant Secretary,
Office of Health Operations
Department of Health
San Lazaro Compound, Taymanan, Sta. Cruz, Manila

Dear Assistant Secretary Santiago,

Greetings!

We are submitting the 3rd Quarterly Physical Accomplishment Report of Operation for your reference.

Thank you very much.

Very truly yours,

EDUARDO C. JANAIRO, MD, MPH, CHES, CESO III
Director IV

"Kalusugan sa mga Isla, Kayamanan ng MIMAROPA"

FY 2016 PHYSICAL REPORT OF OPERATIONS

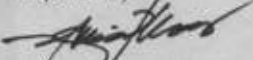
Department Department of Health
 Agency Regional Office (MIMAROPA)
 Operating Unit
 Organization Code (UACS)

Particulars	UACS Code	TARGET					ACCOMPLISHMENT					Variance	Remarks
		1st	2nd	3rd	4th	TOTAL	1st	2nd	3rd	4th	TOTAL		
1	2	3	4	5	6	7=(3+4+5+6)	8	9	10	11	12 = (8+9+10+11)	13 = (7-12)	14
PART A													
I. Operations													
MFO 2: Technical Support Services													
<u>TRAINING SUPPORT</u>													
No. of Human Resources for Health from LGUs and other Partners Trained		325	695	320	90	1430	301	681	330		1312	118	
No. of trainings conducted		13	10	8	2	33	12	11	8		31	2	
Average % of course participants that rate training as good or better		86%	86%	86%	86%	86%	84%	86%	88%		86%	0%	
% of requests for training support that are acted upon within one week of request		87%	87%	87%	87%	87%	84%	87%	85%		85%	2%	
<u>DISEASE PREVENTION</u>													
No. of Commodities and services provided to LGUs													
Vaccines/Medicines		254,437	1,400	1,610		257,447	50,201	189,096	5,310		244,607	12,840	
Doctors Hours		12,576	12,576	12,576	12,576	50,304	12,576	12,576	12,576		37,728	12,576	

Particulars	UACS Code	TARGET					ACCOMPLISHMENT					Variance	Remarks
		1st	2nd	3rd	4th	TOTAL	1st	2nd	3rd	4th	TOTAL		
1	2	3	4	5	6	7=(3+4+5+6)	8	9	10	11	12=(8+9+10+11)	13=(7-12)	14
Nurses Hours		304,444	304,444	304,444	304,444	1,217,776	304,444	304,444	304,444		913,332	304,444	
Midwives Hours		73,884	73,884	73,884	73,884	295,536	73,884	73,884	73,884		221,652	73,884	
MedTech Hours		6,812	6,812	6,812	6,812	27,248	3,144	3,144	3,144		9,432	17,816	Limited applicants
PHA Hours		13,624	13,624	13,624	13,624	54,496	13,624	13,624	13,624		40,872	13,624	
Dentist Hours		10,480	10,480	10,480	10,480	41,920	5,764	5,764	5,764		17,292	24,628	Limited applicants
% of stakeholders who rate the commodity supply services as good or better.		87%	87%	87%	87%	87%	82%	84%	88%		85%	2%	
% of requests for commodities and human resources met in full within 48 hours		86%	86%	86%	86%	86%	84%	85%	84%		84%	2%	
MFO 4: Health Regulation Services													
<u>LICENSING/REGULATION/ACCREDITATION</u>													
No. of permits, licenses, and accreditation issued for health products/ establishments/facilities/ devices and technology		208	75	59	34	376	155	66	86		307	69	
% of authorized entities with detected violations of licenses or accreditation conditions		1%	1%	1%	1%	1%	0%	0%	0%		0%	0	No violations issued/detected
% of application of permits, licenses or accreditation acted upon within 3 weeks of application		94%	94%	94%	94%	94%	90%	95%	93%		93%	1%	

Particulars	UACS Code	TARGET					ACCOMPLISHMENT					Variance	Remarks
		1st	2nd	3rd	4th	TOTAL	1st	2nd	3rd	4th	TOTAL		
1	2	3	4	5	6	7=(3+4+5+6)	8	9	10	11	12 = (8+9+10+11)	13 = (7-12)	14
MONITORING													
No. of inspections of regulated products and entities		114	111	74	34	333	23	112	58		193	140	
% of submitted reports that resulted in the issuance of notice of violations and penalties imposed		1%	1%	1%	1	26%	0%	0%	0%		0%	0	No violations issued/detected
% of entities which have been monitored at least once a year		20%	20%	20%	20%	80%	20%	35%	15%		70%	10%	
ENFORCEMENT													
No. of reported violations and complaints acted upon		1	1	1	1	4	0	1	0		1	3	
% of cases resolved		58%	58%	58%	58%	58%	0%	100%	0%		33%	25%	
% of stakeholders who view DOH enforcement as satisfactory or better		89%	89%	89%	89%	89%	87%	89%	88%		88%	1%	
No. of cases acted upon within 30 days		1	1	1	1	4	0	1	0		1	3	No cases filed but subject to arbitration

Prepared By:

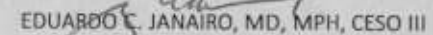


LESTER A. ANONUEVO

Planning Officer III

Date: October 7, 2016

Approved by:



EDUARDO C. JANAIRÓ, MD, MPH, CESO III

Director IV

Date: October 7, 2016