

QUARTERLY PHYSICAL REPORT OF OPERATION
As of March 31, 2015

Department
Agency
Operating Unit
Organization Code (UACS)

Department of Health
Regional Office (MIMAROPA)

	Current Year Appropriations
	Supplemental Appropriations
	Continuing Appropriations
	Off-Budget Account

Particulars	UACS Code	Physical Targets					Physical Accomplishments					Variance as of March 31, 2015	Remarks
		1st Quarter	2nd Quarter	3rd Quarter	4th Quarter	Total	1st Quarter	2nd Quarter	3rd Quarter	4th Quarter	Total		
1	2	3	4	5	6	7=(3+4+5+6)	8	9	10	11	12=(8+9+10+11)	13	14
PART A													
I. Operations													
MFO 2: Technical Support Services													
<u>TRAINING SUPPORT</u>													
No. of Human Resources for Health from LGUs and other Partners Trained		112	220	210	130	672	160				160	24%	
No. of training days delivered		20	23	35	35	113	25				25	22%	
Average % of course participants that rate training as good or better		82%	82%	82%	82%	82%	80%				80.00%	98%	
% of requests for training support that are acted upon within one week of request		82%	82%	82%	82%	82%	85%				85%	104%	
<u>DISEASE PREVENTION</u>													
No. of Commodities and services provided to LGUs													
Vaccines/Medicines		11,865	43,244	128,200	60,600	243,909	21,950				21,950	. 9%	Excess commodities of 2014
Doctors Hours		15,120	15,120	15,120	15,120	60,480	15,120				15,120	25%	were provided to requesting
Nurses Hours		446,400	446,400	446,400	446,400	1,785,600	442,380				442,380	25%	LGUs
Midwives Hours		86,400	86,400	86,400	86,400	345,600	86,200				86,200	25%	

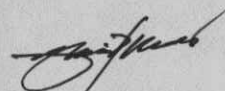
Particulars	UACS Code	Physical Targets					Physical Accomplishments					Variance as of March 31, 2015	Remarks
		1st Quarter	2nd Quarter	3rd Quarter	4th Quarter	Total	1st Quarter	2nd Quarter	3rd Quarter	4th Quarter	Total		
1	2	3	4	5	6	7=(3+4+5+6)	8	9	10	11	12=(8+9+10+11)	13	14
% of stakeholders who rate the commodity supply services as good or better		82%	82%	82%	82%	82%	80%				80%	98%	
% of requests for commodities and human resources met in full within 48 hours		82%	82%	82%	82%	82%	80%				80%	98%	
MFO 4: Health Regulation Services													
<u>LICENSING/REGULATION/ACCREDITATION</u>													
No. of permits, licenses, and accreditation issued for health products/ establishments/facilities/ devices and technology		130	120	230	180	660	186				186	28%	
% of authorized entities with detected violations of licenses or accreditation conditions		1%	1%	1%	1%	1%	-				-	- No detected violations	
% of application of permits, licenses or accreditation acted upon within 3 weeks of application		82%	82%	82%	82%	82%	82%				82%	100%	
<u>MONITORING</u>													
No. of inspections of regulated products and entities		200	230	320	140	890	334				334	38%	
% of submitted reports that resulted in the issuance of notice of violations and penalties imposed		1%	1%	1%	1%	1%	-				-	- No reported issuance of notice of violation and penalty	


Particulars	UACS Code	Physical Targets					Physical Accomplishments					Variance as of March 31, 2015	Remarks
		1st Quarter	2nd Quarter	3rd Quarter	4th Quarter	Total	1st Quarter	2nd Quarter	3rd Quarter	4th Quarter	Total		
1	2	3	4	5	6	7=(3+4+5+6)	8	9	10	11	12=(8+9+10+11)	13	14
% of entities which have been monitored at least once a year		80%	80%	80%	80%	80%	85%				85%	106%	
<u>ENFORCEMENT</u>													
No. of reported violations and complaints acted upon		1	1	1	1	4						0% No cases reported	
% of cases resolved		50%	50%	50%	50%	50%					0%	0% No cases reported	
% of stakeholders who view DOH enforcement as satisfactory or better		80%	80%	80%	80%	80%	83%				83%	104%	
No. of cases acted upon within 30 days		1	1	1	1	4						0% No cases reported	


Prepared By:

In Coordination with:

Approved by:


 LESTERA. AÑONUEVO
 Planning Officer III
 Date: April 8, 2015


 BELEN D. ITAY
 Administrative Officer V
 Date: April 8, 2015


 EDUARDO C. JANAIRRO, MD, MPH, CESO III
 Director IV
 Date: April 8, 2015